

# CARDIOTECH STANDARD VEIN PROBE

## **A medical device to visualize blood vessels in real-time**

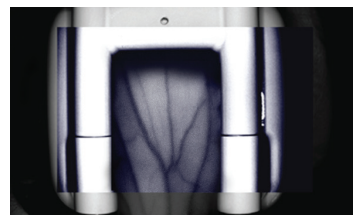
- Reveals the location and pattern of the blood vessels
- Non-invasive infrared detection technology makes it safe and hygienic
- Can be used with a broad range of patients; including infants, elderly and emergency patients

## **FEATURES**

- **Effective** Enables to perform promptly vascular treatments and procedures for the patients
- **Accurate** Enables to choose the right blood vessel based on real-time video of the blood vessel
- **Precise** Helps prevent repetitive and wrong injections
- **Patient types** Can be used with various patients such as infants and obese patients regardless of their skin tones

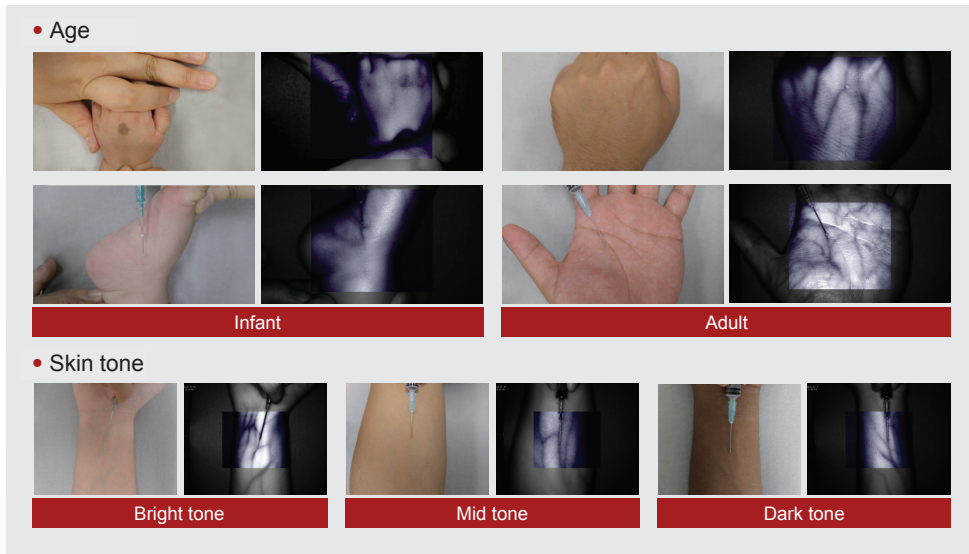


## Accessory











- SLism-F: Specialized light source to see more clearly the veins of the face and other body parts

## Images



## Details

 Probe Target	Subcutaneous blood vessels of various patients (including capillaries)
 Probe Method	Non-invasive infrared technology
 Probe Depth	Within 10 mm under the skin
 Magnification Function	Up to 1 X, 2 X and 4 X
 Automatic Adjustment Function	Adjusts the brightness automatically based on the targeted vein
 Specialized Light Function	Shows the veins more clearly by using the specialized light source
 Operation Method	Easy to operate with touchscreen
 Internal Battery Support	Continuous running time: 1.5 hours

## Application of Vein Probe

