

Patient ABPM Data Report

- Patient** Demo-White Coat
- Personal ID** 17782
- Date of Birth** 3/3/1953
- Age** 51
- Height** 5' 5"
- Weight** 130
- Sex** Female
- Responsible Physician** Dr. B. P. Loher
- Interpreting Physician** Dr. Jim Anometer
- Referring Physician**
- Medication**

■ Remarks

The patient is a 51 year old female who was noted to have multiple blood pressure readings in the office which have been elevated. On various visits in the past she has had blood pressure readings of 170/90, 165/92, and 168/89. The patient reports having normal blood pressure readings at home and in the drugstore. She reports that her blood pressures at home have all been in the 110-120/70-80 range.

A 24 hour Ambulatory Blood Pressure Monitoring (ABPM) was done in accordance with the guidelines from the Joint National Commission on the evaluation and treatment of hypertension. Data indicated that the patient is not hypertensive. On the ABPM 8% of her systolic blood pressure measurements were elevated greater than 135, and 3% her Diastolic blood pressure measurements were elevated above 85 - these high measurements were all office measurements - consistent with a diagnosis of "white coat" hypertension.

Diagram

■ **Patient** Demo-White Coat (3/3/1953)

■ **Statistics**

Complete Evaluation Total 36 Valid 36
2004-08-11, 09:40 - 2004-08-12, 08:40

	Min	Mean	Max	StdDev
Sys	98	119.8	175	16.5
Dia	58	69.1	91	6.7
Pulse	70	78.1	90	4.8
Systolic > 135 mmHg				8.3 %
Diastolic > 85 mmHg				2.8 %

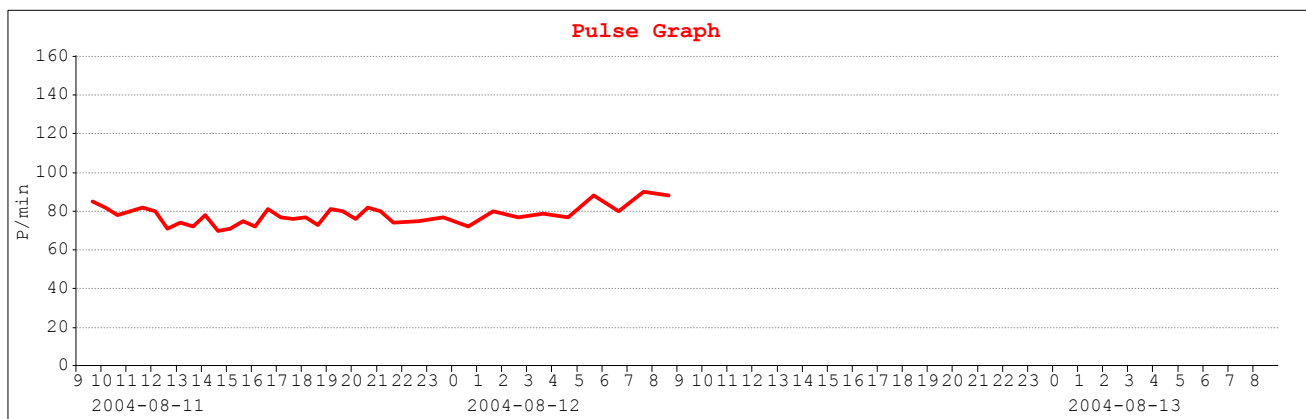
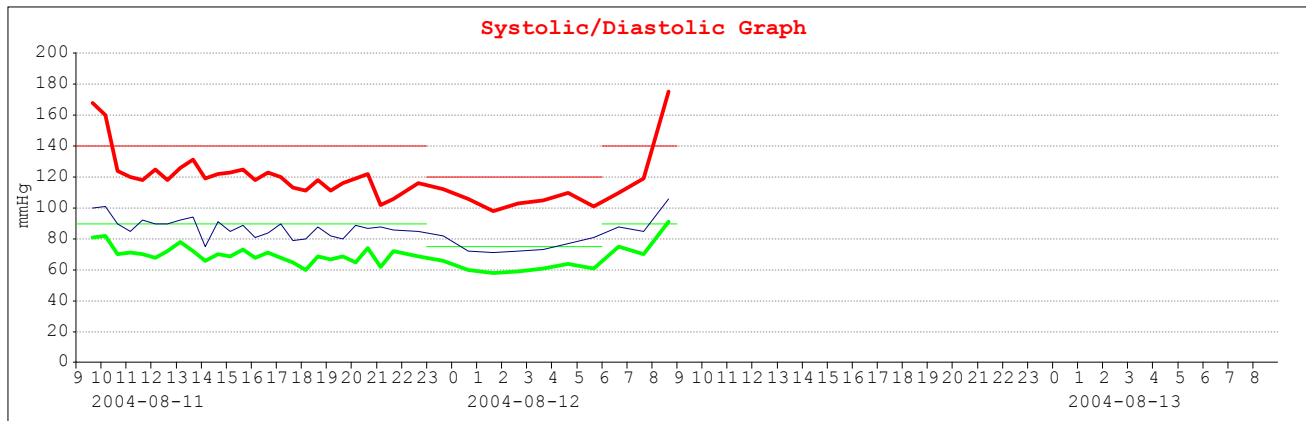
Day Evaluation Total 29 Valid 29
(06:00 - 23:00)

	Min	Mean	Max	StdDev
Sys	102	123.4	175	16.3
Dia	60	70.9	91	6.1
Pulse	70	77.9	90	4.9
Systolic > 140 mmHg				10.3 %
Diastolic > 90 mmHg				3.4 %

Night Evaluation Total 7 Valid 7
(23:00 - 06:00)

	Min	Mean	Max	StdDev
Sys	98	105.0	112	4.5
Dia	58	61.3	66	2.6
Pulse	72	78.6	88	4.5
Systolic > 120 mmHg				0.0 %
Diastolic > 75 mmHg				0.0 %

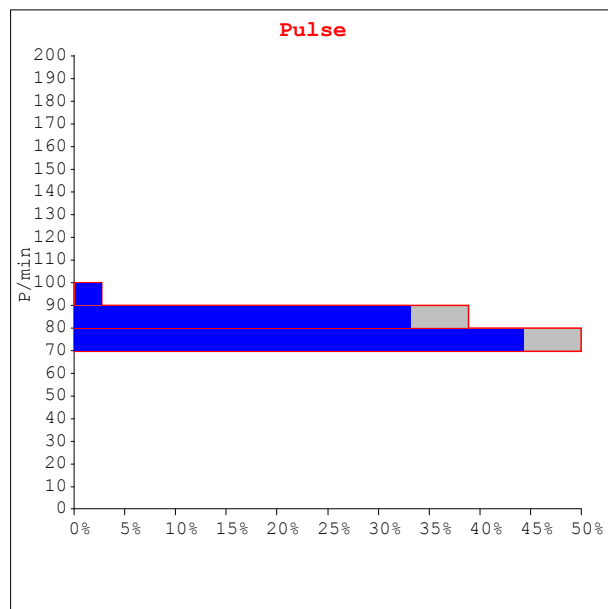
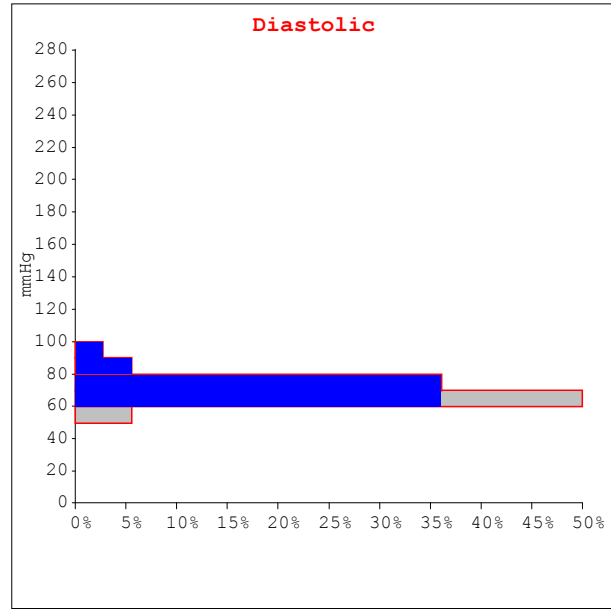
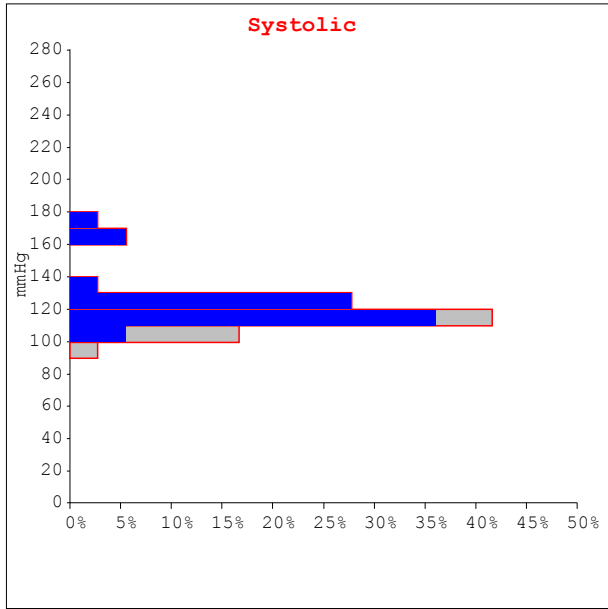
■ **Diagram**



Histogram - Day

■ Patient Demo-White Coat (3/3/1953)

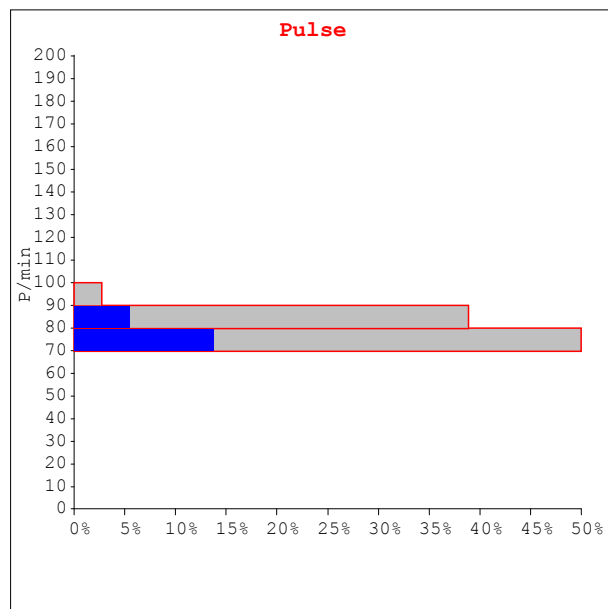
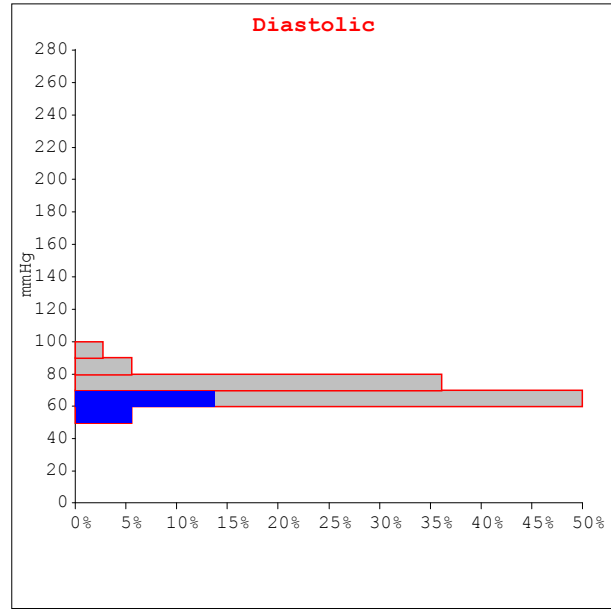
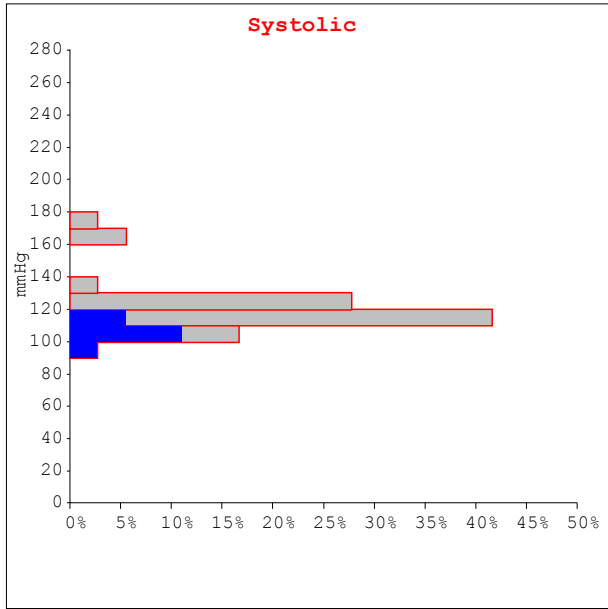
■ Histograms



Histogram - Night

■ Patient Demo-White Coat (3/3/1953)

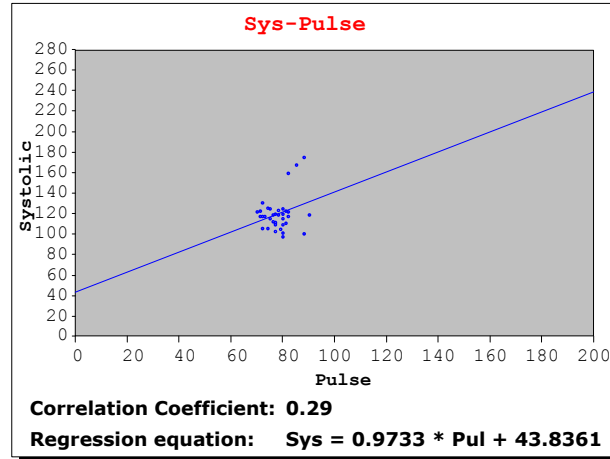
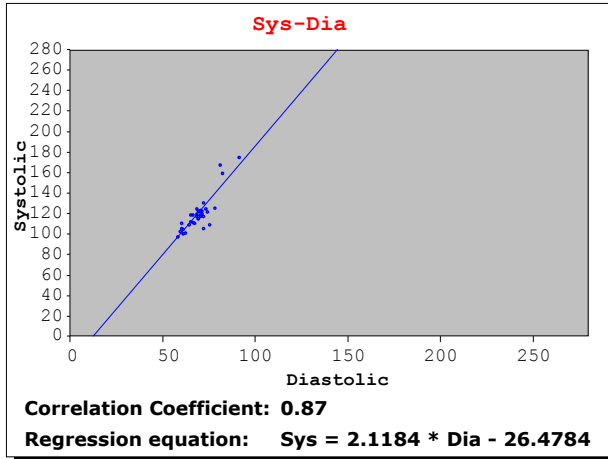
■ Histograms



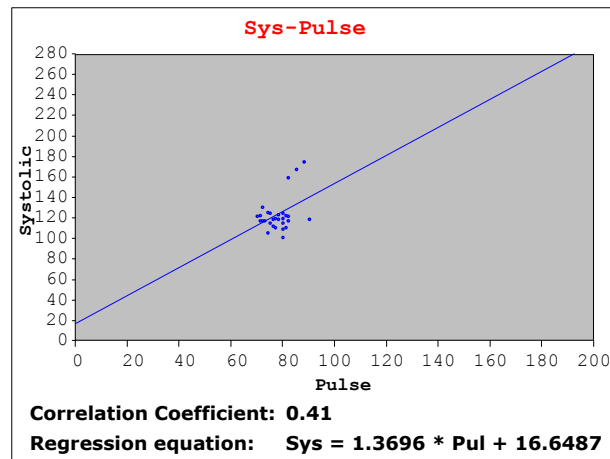
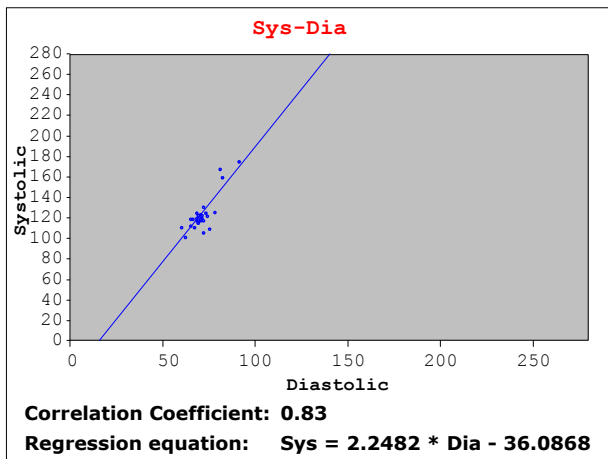
Correlation

Patient Demo-White Coat (3/3/1953)

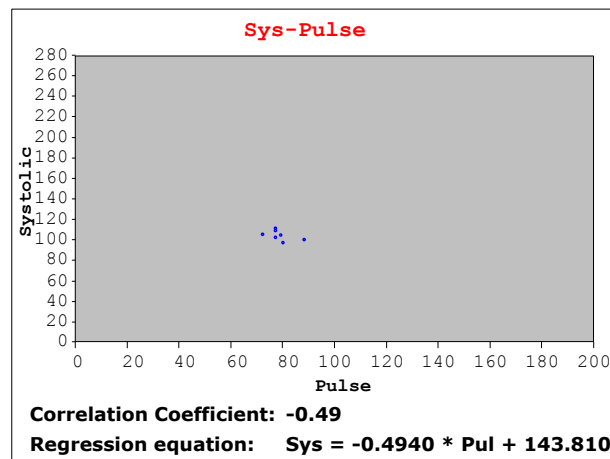
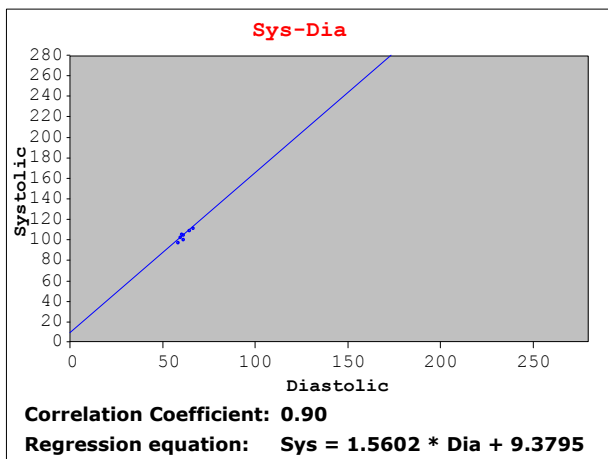
Complete Evaluation



Day Evaluation



Night Evaluation



Measurement Values

■ Patient

Demo-White Coat (3/3/1953)

August	Time	Sys	Mean	Dia	Pulse	Errno	Comment	2004
11 Wednesday	09:40	168	100	81	85	0	Office Meas.	
	10:10	160	101	82	82	0	Office Meas.	
	10:40	124	90	70	78	0		
	11:10	120	85	71	80	0		
	11:40	118	92	70	82	0		
	12:10	125	90	68	80	0		
	12:40	118	90	72	71	0		
	13:10	126	92	78	74	0		
	13:40	131	94	72	72	0		
	14:10	119	75	66	78	0		
	14:40	122	91	70	70	0		
	15:10	123	85	69	71	0		
	15:40	125	89	73	75	0		
	16:10	118	81	68	72	0		
	16:40	123	84	71	81	0		
	17:10	120	90	68	77	0		
	17:40	113	79	65	76	0		
	18:10	111	80	60	77	0		
	18:40	118	88	69	73	0		
	19:10	111	82	67	81	0		
	19:40	116	80	69	80	0		
	20:10	119	89	65	76	0		
	20:40	122	87	74	82	0		
21:10	102	88	62	80	0			
21:40	106	86	72	74	0			
22:40	116	85	69	75	0			
23:40	112	82	66	77	0			
12 Thursday	00:40	106	72	60	72	0		
	01:40	98	71	58	80	0		
	02:40	103	72	59	77	0		
	03:40	105	73	61	79	0		
	04:40	110	77	64	77	0		
	05:40	101	81	61	88	0		
	06:40	110	88	75	80	0		
	07:40	119	85	70	90	0		
	08:40	175	106	91	88	0	Office Meas.	