

T-EDGE AUTOCLAVE

Sterilization Machine



Easy to Use

User-friendly touchpad & control panel



Size Options

Available in 10" & 11" Chambers



T-Connect

IOT capabilities for easy traceability & technical support

T-Edge Autoclave:

Designed to meet all current sterilization standards ANSI/AAMI ST55

Printer:

Includes sterilization data (including expiration date)





T-Edge Autoclave





The T-Edge 10 and T-Edge 11 are space-saving tabletop autoclaves that give you high speed Class B performance saving you time so you can assist your patients, while meeting current international standards and regulatory requirements to protect your staff and patients.

Features

- Available in 10" or 11" chambers
- Larger chamber capacity & shorter cycle times
- Convenient and easy loading with door opening to 110°
- Assorted water filling and drainage methods (top, front or automatic)
- Range of automatic one-button programs
- Advanced documentation & traceability options
- Remote Wi-Fi monitoring via smartphone or tablet

Sterilization Programs

	Icon	Cycle Program	Load Type	T-Edge 10 Cycle Times	T-Edge 11 Cycle Times
Class S		Unwrapped Instruments 270° F	Unwrapped Instruments	20 Minutes	25 Minutes
		Wrapped Pouches 270° F	Wrapped Pouches	32 Minutes	43 Minutes
		Unwrapped Delicate 250° F	Unwrapped Delicate Instruments	45 Minutes	47 Minutes
		Handpieces 270° F	Handpieces	45 Minutes	59 Minutes

Class B	Icon	Cycle Program	Load Type	T-Edge 10 Cycle Times	T-Edge 11 Cycle Times
		Unwrapped Instruments 273° F	Unwrapped Instruments	20 Minutes	26 Minutes
		Wrapped Pouches 273° F	Wrapped Pouches	39 Minutes	49 Minutes
		Unwrapped Delicate 250° F	Unwrapped Delicate Instruments	35 Minutes	35 Minutes
		Wrapped Delicate 250° F	Wrapped Delicate Instruments	58 Minutes	75 Minutes

*Cycle times are approximate, and may vary based on the instruments load, heating, sterilization and drying

Technical Specifications

Model + Part #	Chamber Size	Volume	Dimensions	# of Trays	Connections
T-Edge10B 220V	18" depth x 10" diameter	6 gal/ 23 liters	21.1"x19" x19.7"	5	1 ethernet port, 4 USB ports, WiFi, intergrated automatic water filling and drain connection
T-Edge10S 110V	18" depth x 10" diameter	6 gal/ 23 liters	21.1"x19" x19.7"	5	1 ethernet port, 4 USB ports, WiFi, intergrated automatic water filling and drain connection
T-Edge11B 220V	18" depth x 11" diameter	7 gal/ 27 liters	7 gal/ 27 liters	5	1 ethernet port, 4 USB ports, WiFi, intergrated automatic water filling and drain connection
T-Edge11S 110V	18" depth x 11" diameter	7 gal/ 27 liters	7 gal/ 27 liters	5	1 ethernet port, 4 USB ports, WiFi, intergrated automatic water filling and drain connection



Standard Cassette Capacity	Item Supplies	Voltage	Weight
3 Full + 3 Half	Drain tube, tray holder	230V, Frq 60Hz	117 lbs
3 Full + 3 Half	Drain tube, tray holder	120V, Frq 60Hz	117 lbs
4 Full + 4 Half	Drain tube, tray holder	230V, Frq 60Hz	124 lbs
4 Full + 4 Half	Drain tube, tray holder	120V, Frq 60Hz	124 lbs